

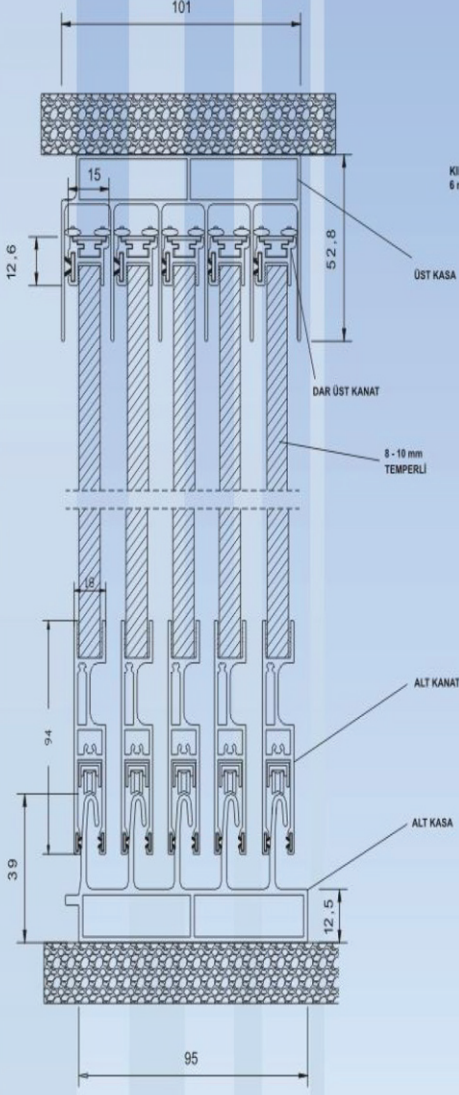
LİKYA CAM SÜRME SİSTEMİ

Camlar 8 mm ve 10 mm temperlidir. (Eşikli sürme yeni kanat ile 10 mm)
Maksimum yükseklik 2500 – 3000 mm arasındır. (Dış mekân 2500 mm İç mekân 3000 mm)
Kanat genişlikler maksimum 1500 mm 'dir. (her kanat 4m2 yi geçmemeli)
Kanatlar alüminyuma özel contalar sayesinde geçme uygulanmaktadır. Silikon kullanılmaz.
Sistem m2 ağırlığı 25–27 kg.
Sonsuz kanat sayısı uygulanmaktadır.
Kanatlar içeri katlanmadığından her türlü perde uygulanmasına müsaittir.
Sistem su almamaya garanti veren tek cam balkondur. (4 kanatlı ve katları)
Sineklik uygulanabilen tek cam balkondur.
Köşe takozları sayesinde alüminyumda fire vermeme özelliği ve hatasız kesim özelliği ayıca su tahliye özelliği vardır.
Kanatlarda yan kapaklara takılan kilitler sayesinde tam bir güvenlik sağlamakta
Sistem her türlü terazisiz ortamda çalışmasının yanında alt tekerler kendi kendini teraziye almaktadır.
Her türlü dönüşlü balkonlarda uygulama özelliği (oval balkonlar hariç)
Kanatlar birbirini özel çekme aparatı sayesinde götürmektedir.
Motorlu sürmede manuel eşiksiz sürme ile aynıdır.
Motorlu sistemde kullanılan ölçüler eşiksiz normal sürme aynıdır yalnızca genişlikte 20 cm motor payı bırakılır.
Motorlu sistem kit halinde verilmektedir.
Kenetlenmeli şeffaf conta kullanılabildiği gibi kıl fitilli alüminyum contada kullanılabilir. Firma olarak alüminyum tavsiye etmekteyiz.
Motorlu sürme sistemlerinde açılış yönündeki ilk kanat her zaman iç kanat olmalıdır.
Motorlu sistemlerde tek bir motorla yalnızca max. 5 kanat çalıştırılabilir.
Motorlu sürme sisteminde son camlar alın altına getirilerek çift motorla 10 mt genişliğinde sürme sistemi yapılabilir.

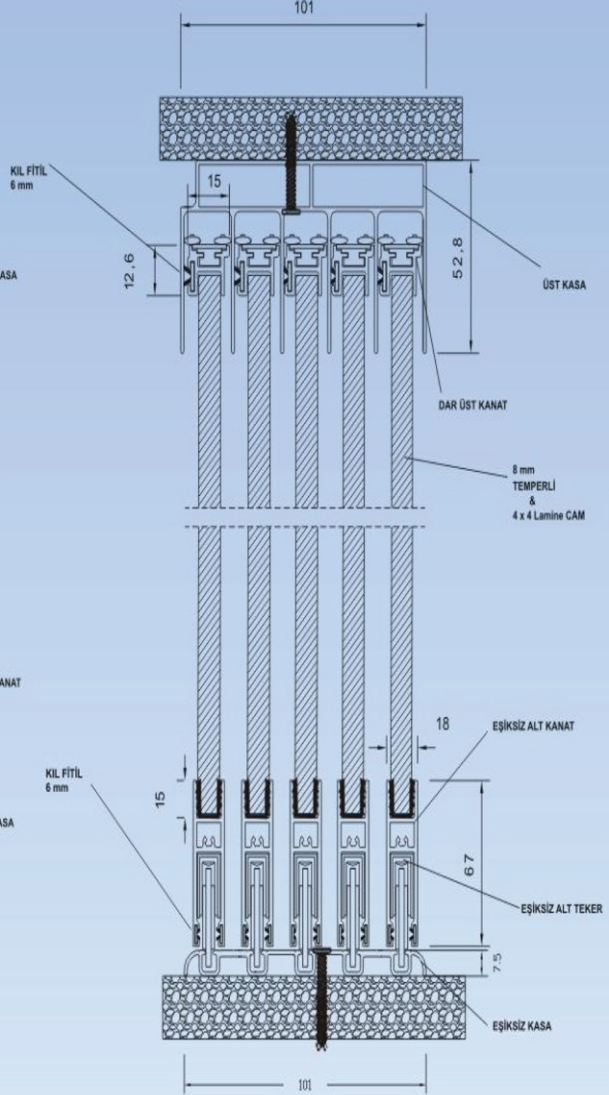
SLIDING GLASS SYSTEM LİKYA

Glasses are 8 mm and 10 mm dempered.
Maximum height changes between 2500 3000 mm. (2500 mm outside, 3000 mm inside)
Maximum wing width is 1800 mm. (Each wing is supposed to be up to 4 m².)
Wings are applied joint rings that are special for aluminium, not applied with silicone.
The m² heavy of the system varies between 25 27 kg.
The number of the wings to apply are endless.
Wings are suitable for every type of curtain, because the wings are not folded to inside.
System is the only glass balcony that provides guarantee against the water-tightness.
System is the only glass balcony that is suitable for the use of flyscreen.
Aluminium is not diminished thanks to corner mounting, and the aluminium has a perfect cutting and water eviction features.
There is a properly security system by means of the locks on the wings and the sub lids.
System is suitable for every type of rotational balconies. (except the oval balconies)
Wings take each other with the special pulling equipment.
Sizes are the same both in the motorized and the manual systems.
In motorized sliding system, fittings are granted as kit.
Both the lock-in and transparent joint ring, and the bristle wicked aluminium ring can be used.
Aluminium one is suggested.
The first wing on the open-out way is always supposed to be the inside wing in motorized system.
Maximum 5 wings are possible in one engine in motorized sliding system.
In this system, the final glasses are located as facing with each other, and with double engines 10 m.
Sliding system is possible.

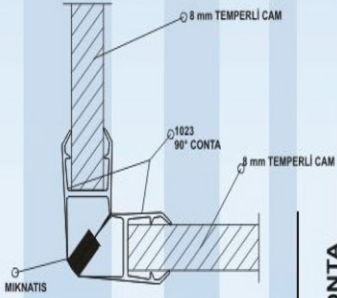
KESİT DETAYLARI



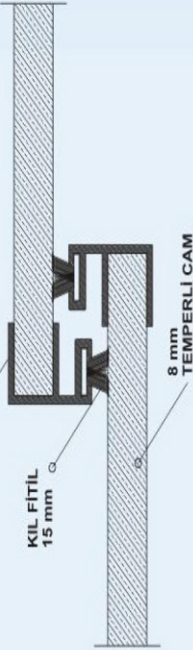
LİKYA SERİSİ EŞİKLİ CAM BALKON



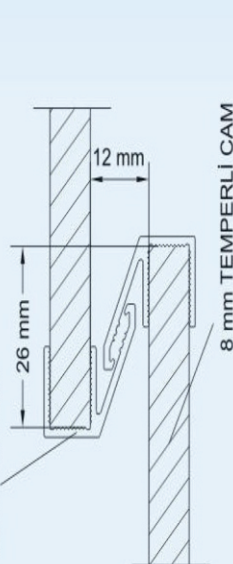
LİKYA SERİSİ EŞİKSİZ CAM BALKON



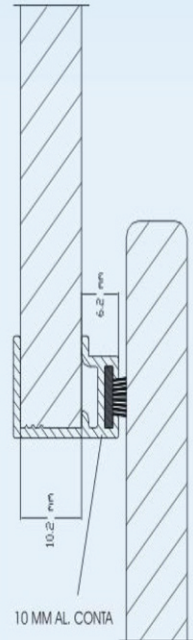
4461 FİTİLLİ AL. CONTA



KİLİTLİ F CONTA



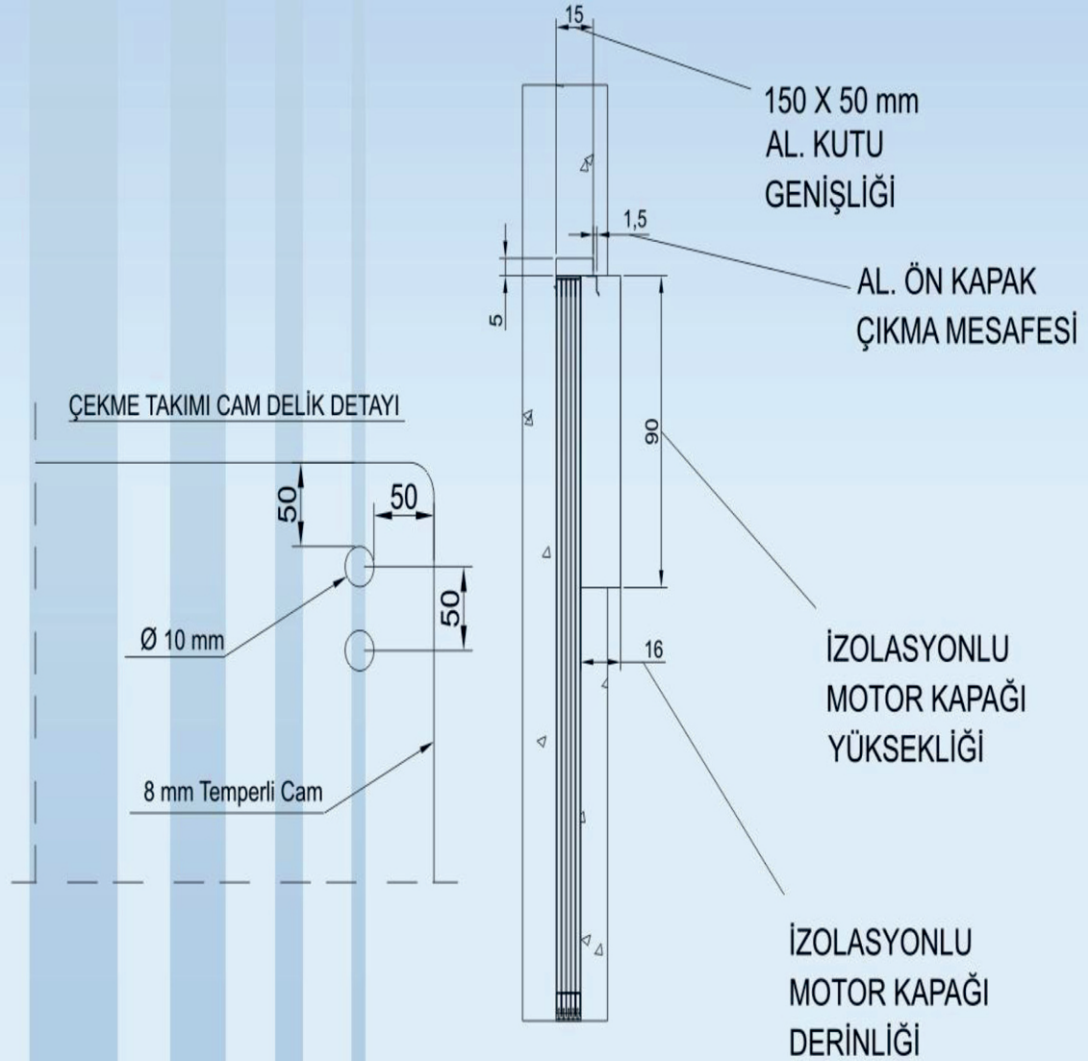
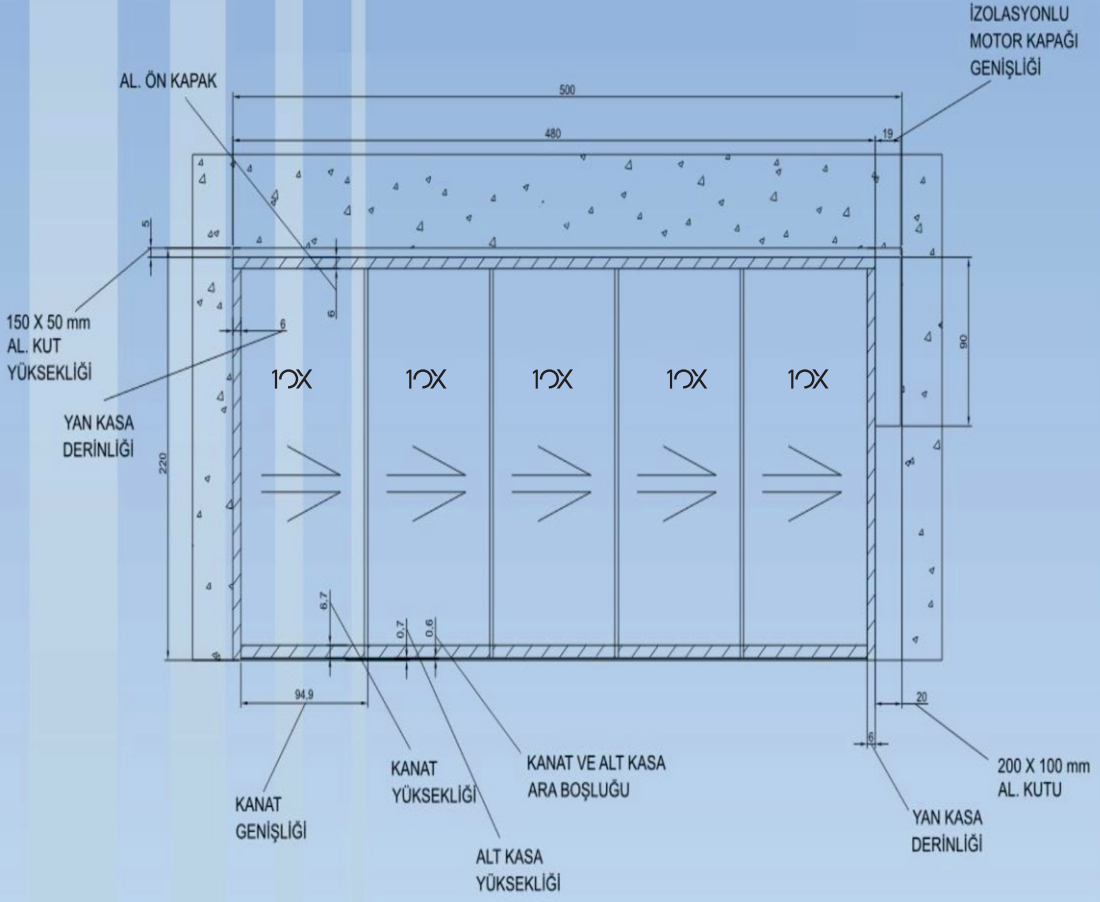
8 mm TEMPERLİ CAM



10X

Aluminium Motorized Pergolas

KESİT DETAYLARI



www.10x.com.tr

FRIGYA, ISICAMLI CAMIÇI JALUZİLİ KATLANIR CAM

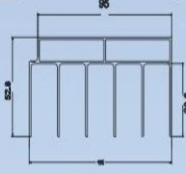
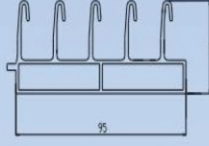
PROFİL DETAYLARI

gr/m
1737

2672

gr/m
1532

2870



5'Lİ KASA

ÜST KASA

gr/m
143,5

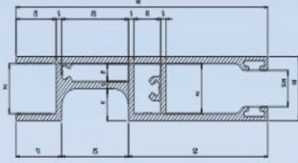
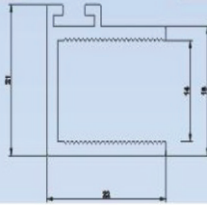
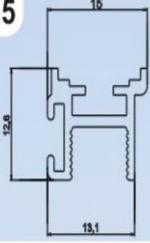
2872

gr/m
336

3042

gr/m
1347

4464



DAR ÜST KANAT (8 mm)

ISICAM YAN KAPAMA

FİTİLLİ YENİ ALT KANAT

gr/m
1367

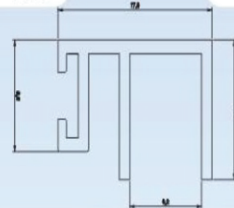
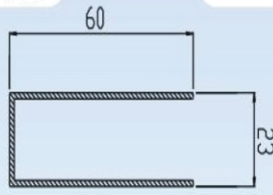
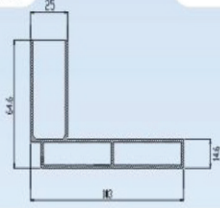
2999

gr/m
568

2952

gr/m
170

4461



YAN KASA U'LU

BİTİŞ U PROFİLİ

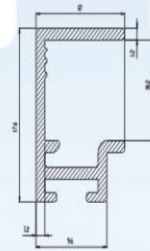
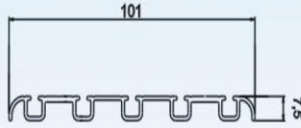
FİTİLLİ AL. CONTA (8 mm)

gr/m
622

2871

gr/m
158

4462



EŞİKSİZ KASA

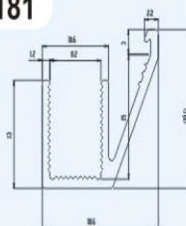
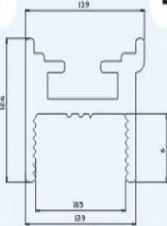
FİTİLLİ AL.CONTA (10 mm)

gr/m
153

4463

gr/m
181

4465



DAR ÜST KANAT (10 mm)

KİLİTLİ AL. CONTA (8 mm)


AKSESUARLAR

CONTA ÇIKMA APARATI



KOD : SW 1000
RENK : METAL
BİRİM : ADET

8 MM YAPIŞTIRMA CONTA




KOD : SW 1002
RENK : ŞEFFAF
BİRİM : MT

EŞİKSİZ ALT TEKER



KOD : SW 1006
RENK : METAL
BİRİM : ADET

EŞİKLİ ÇİFTLİ TEKER




KOD : SW 1004
RENK : METAL
BİRİM : ADET

ÜST TEKER




KOD : SW 1003
RENK : METAL
BİRİM : ADET

YATAY 90 DERECE



KOD : SW 1011
RENK : SİYAH/GRİ
BİRİM : ADET

10 MM YAPIŞTIRMA CONTA



KOD : SW 1036
RENK : ŞEFFAF
BİRİM : MT

6 MM KİL FİTİL




KOD : SW 1013
RENK : -
BİRİM : MT

BAZA BANDI



KOD : SW 1018
RENK : -
BİRİM : MT

8 MM 90 DERECE MIKNATISLI CONTA



KOD : SW 1023
RENK : ŞEFFAF
BİRİM : MT / TKM

METAL DIŞ KİLİT



KOD : SW 1028
RENK : METAL
BİRİM : TAKIM

10 MM KİL FİTİL



KOD : SW 2016
RENK : -
BİRİM : MT.

EŞİKSİZ YAN KAPAK (ZAMAK)



KOD : SW 1015
RENK : METAL
BİRİM : ADET

METAL İÇ KİLİT



KOD : SW 1029
RENK : METAL
BİRİM : ADET

EŞİKSİZ KİLİT



KOD : SW 1030
RENK : METAL
BİRİM : ADET

SÜMER 4'LÜ KÖŞE KAPAK TAKOZU



KOD : SW 1031
RENK : SİYAH / GRİ
BİRİM : TKM

ÇEKME APARATI




KOD : SW 2687
RENK : METAL
BİRİM : ADET

MOTOR TAKIMI



KOD : SW 3006
RENK : -
BİRİM : SET

EŞİKSİZ YAN KAPAK VE ÇEKME APARATI SOL



KOD : SW 1035
RENK : GRİ
BİRİM : MT

DİK 90 DERECE



KOD : SW 1010
RENK : SİYAH/GRİ
BİRİM : ADET

EŞİKSİZ YAN KAPAK KİLİDİ



KOD : SW 1020
RENK : METAL
BİRİM : TAKIM

KANAT KAPAK ÇEKME APARATI SAĞ



KOD : SW 1032
RENK : GRİ / SİYAH
BİRİM : TKM

KANAT KAPAK ÇEKME APARATI SOL



KOD : SW 1033
RENK : GRİ / SİYAH
BİRİM : TKM

HIZLI YAPIŞTIRICI



KOD : SW 1019
RENK : -
BİRİM : ADET

EŞİKSİZ YAN KAPAK VE ÇEKME APARATI SAĞ



KOD : SW 1034
RENK : GRİ
BİRİM : MT